

bobo-test[®]

CASSETTE PREGNANCY TEST

SINGLE USE PREGNANCY TEST FOR HOME USE, WITH A SENSITIVITY OF 25 mIU/ml.

Self-testing product. For in vitro diagnostic use.

**PLEASE READ THE PACKAGE INSERT CAREFULLY
BEFORE PERFORMING THE TEST.**

BOBO-TEST is a quick and easy way of testing for pregnancy, for home use. You can read the results within 3-5 minutes after performing the test. The test can be used as early as 10 days after intercourse. If before the first day of your expected period, first urine of the morning should be used to perform the test. If after the first day of your missed period, the test can be performed at any time of the day.

BEFORE STARTING THE TEST:

- Read the package insert carefully.
- Do not open the test foil pouch until you are ready to start the test.
- Do not use the test after the expiry date (for expiry date, see the package and the label).
- For in vitro diagnostic use only (not to be taken internally).
- Store at 15-30 °C (59-86 °F), away from sunlight.
- Do not freeze.
- If not tested immediately, urine may be stored refrigerated at 2-8 °C (35.6-46.4 °F) for up to 3 days. Before performing the test, keep the urine sample for approx. 30 minutes at room temperature.
- Keep out of reach of children.
- Do not take any medical decision based on the results of this test without consulting your doctor.

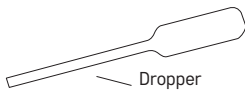
HOW DOES IT WORK?

Soon after fertilisation, the developing placenta starts to produce HCG (human chorionic gonadotropin). The Bobo Test detects even small amounts of HCG in urine, which can either confirm pregnancy or not. Bobo Test is extremely sensitive and can detect HCG already present, with a concentration of 25 mIU/ml.

KIT CONTENTS

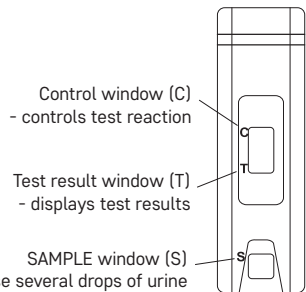
The Bobo Test kit contains:

1. Package insert
2. Test cassette
3. Dropper



Dropper

Note: the foil pouch contains a desiccant sachet for moisture protection, which should be discarded.



HOW TO USE

1. Before performing the test, collect your urine sample into a clean and dry container made of glass or plastic.
2. Remove the foil pouch from the package.
3. Open the sealed pouch by tearing along the notch and remove the test cassette and the dropper.
4. Immerse the dropper tip in the urine sample.
5. Take a urine sample by pressing the dropper bulb.
6. Hold the dropper vertically over the SAMPLE (S) window and transfer 3-4 drops of urine. Avoid trapping air bubbles.
7. Read the result after 3-5 minutes and then discard the device.

NOTE: If only a control line C (not pregnant) appears in the test result window, do not read any results after 5 minutes because chemical reactions are still being produced and they may change the test presentation.

INTERPRETATION OF RESULTS

POSITIVE

If lines appear in the control window (C) and test result window (T) (even if one of the lines is weaker), you are pregnant.

NEGATIVE

If no line appears only in the control window (C), you are not pregnant.

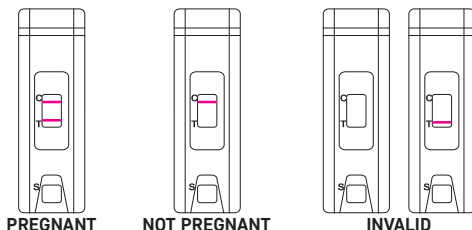
INVALID

The result is invalid if within 5 minutes:

1. A line appears only in the test result window (T), and no line appears in the control window (C)
2. No line appears in the test result window (T) and in the control window (C)

In both cases the result is false and the sample should be re-tested with a new test kit.

READING THE RESULTS



QUESTIONS AND ANSWERS

How reliable is Bobo Test?

The test is over 99% accurate and can be compared to a laboratory test.

How soon can I take the test?

The test can detect pregnancy as soon as 6 days after conception; however, due to the possibility of a natural miscarriage at the early stage of pregnancy, it is best to take the test on the first day of the expected period. First urine of the morning is usually preferred because it contains the highest levels of HCG; nevertheless, due to the high sensitivity of Bobo Test, you can take it at any time of the day.

What factors can affect the test result?

If you take the test following the instructions, the test result should be accurate. However, some HCG-containing medicines and extremely rare diseases may give misleading results. Alcohol, contraceptive pills, painkillers or antibiotics do not affect the test results.

What should I do if the test result is positive?

If the test result is positive, you should see your gynaecologist. You can confirm the test by taking it again after three days. Remember, appropriate steps taken at the early stage of pregnancy are important for the health of the child and its mother.














What should I do if the test result is negative?

A negative result means that no HCG has been detected and probably you are not pregnant. If you do not start your period within a few days of its due date, repeat the test. It is possible that you miscounted the first day when period is due.

Can the test result change after some time?

A positive test result (pregnant) will not change even a few days after taking the test.

All components of the used test should be put into the original package and disposed of in domestic waste. None of the test components is reusable.

 15-30°C	Storage temperature		Read the insert
	Lot number		Do not reuse
	Expiry date		For in vitro diagnostic use - not to be taken internally
	Producer/Manufacturer		Reference number
	Number of tests per kit		Revision date
	Do not use if package is damaged		Keep away from moisture
	Keep away from sunlight		

Store at 15-30°C (59-86°F).
See the package and the label for the lot number and expiry date.

Diagnosis S.A.
ul. Gen. W. Andersa 38A
15-113 Białystok, Polska
www.diagnosis.pl



0021



0197

Rev. 2015.12.15
ANGIELSKI

Instrukcja bobo-test płytkowy